



Tiger
510 - 725



GreenTec Tiger 510 and 725

Introduction

With the introduction of the new **Tiger Rotary Mover**, we proudly present completely new and innovative ideas, for the benefit of work quality, the environment, and the economy.

The Tiger is designed by a pioneer in the industry, the founder of Spearhead, Martin Lole



GreenTec Tiger 510 - 725

Semi-mounted headstock
for sharp turning circles and
ultimate PTO protection

**On-the-go height
adjustment**
via tractor link arms

**Wide angle input PTO
shaft**




GreenTec Tiger 510 - 725

Easy clean sandwich deck

for reduced downtime and enhanced machine longevity

4- Plate protection clutch by each Rotor.





GreenTec Tiger

510 - 725

One-touch cutting height control
with integrated axle design, reducing setup
time.

Easy wing adjustment

8 wheels, 200/60x14.5



GREENTEC

Cutting Edge Technology

GreenTec Tiger 510 and 725

GreenFlex Blade System 2 – 4 or 6 blades

The innovative GreenFlex blade System allows for optimisation on any task. Standard delivery includes 2 High Lift Blades, and can be supplemented with additional 2 or 4 blades. Beneficial to capacity, mulch quality and environment.



GreenFlex blade system, the Idea

Using as little energy as possible, likewise having the possibility to get a very high mulch quality if required.

A plate with 12 holes is mounted to the gearbox where to the choice of blades can be mounted.

Finally a scalp disk is mounted to protect the blades hitting the ground.



GreenFlex blade system in details

Standard:
2 High Lift HD blades



Mulch quality:
Normal

Power requirement:
Low

Option 1, 4 blades:
Add on 2 Mulch blades



Mulch quality:
High

Power requirement:
Medium

Option 2, 6 blades:
2 Recycle blades



Mulch quality:
Extreme

Power requirement:
High

Tiger 510 and 725, Specifications



Tiger	510-3	725-5
Working Width	5,10 m.	7,25 m.
Overall width	5,30 m.	7,35 m.
Transport width	2,40 m.	2,40 m.
Weight	2.550 kg.	3.150 kg.
Wheels	8 x 200/60x14.5	8 x 200/60x14,5
Cutting capacity – up to	6,0 HA/hr	8,0 HA/hr
Number of rotors	3	5
Gearbox Rating	250 HP	250 HP
Blades per Rotor, standard	2, HD High Lift	2, HD High Lift
Cutting Height	30 mm – 400 mm	30 mm – 400 mm
Blade Overlap	100 mm	100 mm
Power requirement	From 100 HP	From 140 HP



Simply the best!